


Relentless pursuit of performance



Official Team Partner



AMG
PETRONAS
FORMULA ONE TEAM



EPSON
EXCEED YOUR VISION

Revolutionary A4 single and multi-function business printers

These WorkForce business inkjet printers combine ultra high-quality colour output with ultra-low energy consumption that only inkjet can offer.

These environmentally smart business printers are capable of delivering superb print quality at 4800 x 1200 dpi, and high capacity DURABrite Pro ink cartridges deliver more printed pages from fewer supplies to help reduce your cost of printing.

Epson's advanced PrecisionCore Heat-Free technology has the flexibility required to make WorkForce possible, thanks to its use of liquid ink. This promotes space-saving supplies, low power consumption* and reduces environmental impact.

WorkForce business printers: Where quality meets efficiency



Lower power consumption
(Average up to 25 watts,
or 87% less than laser*)



High capacity ink cartridges
Black up to 50,000 pages
Colour up to 20,000 pages†



No heat printing
process ideal for
labels and envelopes



High print quality up
to 4800 x 1200 dpi



4.3-inch colour touch
panel display on MFPs



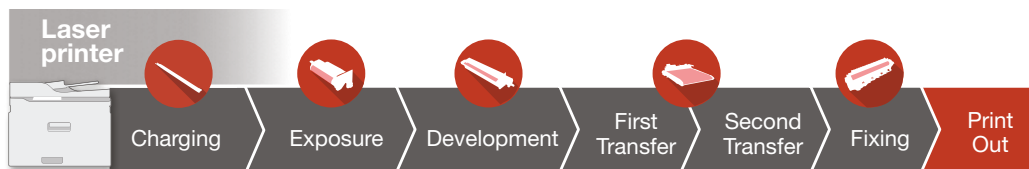
High speed dual scan
(Simplex/duplex: up to 60 ipm†)

Efficiency champion

Reduce the environmental impact of print with a Heat-Free solution that uses fewer supplies, without affecting output quality.

The WorkForce range uses up to 87% less energy* when printing compared to an average laser printer. It not only lowers electricity costs, but also requires fewer supplies. The simple printing process and high page yield inks reduce downtime, keeping your business productive.

With low waste production and few maintenance parts, you are not only benefiting from a printer that generates less electricity when printing, but also reduces CO₂ emissions. Power, efficiency and speed come together in a space saving design, making it easy to locate conveniently in your office.



Complex technology using **heat** and **pressure**



Simple cool, contactless technology



Epson PrecisionCore print technology uses no heat in the printing process, saving up to 87%* in printer-related electricity costs compared to laser printers, and at the same time reducing CO₂ emissions. You can find out exactly how much by using our on-line calculator:

www.epson.com.au/eco-savings

By eliminating fusers, drums and developers from the printing process, Epson reduces the amount of consumables sent to landfill. It also reduces user intervention, maximises uptime and boosts staff productivity.


Advanced integration improves workflow

Take advantage of remote management, customise your print options and enjoy seamless compatibility with a wide range of tools and software that can be integrated into your existing IT infrastructure to improve productivity and increase efficiency.

Epson Print Admin



Document Capture Pro



Boost productivity and monitor print usage via a server-based solution that creates a secure printing, scanning and copying environment through user-authentication.

Epson Device Admin

Control, analyse and manage your printer fleet centrally from one intuitive interface, designed to increase productivity and reduce costs.

Mobile and cloud printing

Turn your tablet or smartphone into a powerful office assistant. Epson's mobile and cloud printing services allow you to print and scan wirelessly using smartphones and tablets in the office and on the go.

The WorkForce range of printers are Document Capture Pro compatible, making it easy to seamlessly and locally manage documents. Document Capture Pro integrates into document management and cloud storage systems, enabling you to capture, enhance, edit and distribute scanned documents effectively throughout your business.

Epson Open Platform (EOP)

Gain complete control of your printing operations via a range of partner solutions, such as PaperCut®, that enable you to adapt the WorkForce range of printers to meet specific and changing business requirements. All these solutions help you better manage your office printing.

Epson Innovation and Design

Designed for Productivity

What's better, a few big copiers or one fast central copier and several smaller devices? It really boils down to two things – how far the copiers are located from your staff, and the cost-effectiveness of the smaller devices. The new range of Epson A4 devices is designed with a compact footprint and low cost of ownership so you can place them close to workgroups, and increase staff productivity without impacting your overall cost of printing.

Designed for Business

PrecisionCore inkjet printing technology is at the heart of the range of Epson business printers. It enables a wide range of features specifically designed for business – compact design, front paper exit for easy access, zero second warm-up time so there's no waiting for staff or customers, and no-heat printing, which allows devices to be located in tight spaces without the threat of overheating or overpowering ozone.



The size of your business – small, medium or large – or your type of business – retail, education, hospitality, legal, finance – doesn't matter. Epson's range of A4 printers is designed to help your business grow.

Designed for Flexibility

Flexibility is not usually a word associated with office printing but Epson has designed flexibility into their range of business printers. One moment they can be great general office printers helping drive productivity and lower your business costs, the next they can be producing high quality sales and marketing collateral that will blow you and, more importantly, your prospective customers away. You no longer need to print brochures in bulk at a local print shop; print them in-house and on-demand to preserve cashflow.

And if that's not enough, the Epson WorkForce printers also print on labels and envelopes, making them the perfect all-rounders.



Model number	Epson WorkForce Pro WF-M5299	Epson WorkForce Pro WF-M5799
Single or multi-function, mono or colour	Single-function mono	Multi-function mono
Print method / max resolution	PrecisionCore™ / 4800 x 1200 dpi	PrecisionCore™ / 4800 x 1200 dpi
Print speed draft / simplex / duplex (ISO) ¹	up to 34 ppm / 24 ppm / 15 ppm duplex	up to 34 ppm / 24 ppm / 15 ppm duplex
Warm-up time / first page out (mono:colour)	0 seconds / 4.8 seconds : n/a	0 seconds / 4.8 seconds : n/a
Printer control language emulations	PCL5, PCL6, Postscript 3, Epson ESC/P®-R	
Monthly duty cycle max / recommended ²	45,000 / 2,500 pages	45,000 / 2,500 pages
Paper handling input	Standard 330 sheets (250 sheets and 80 sheets rear feed or 10 envelopes). Max 830 sheets (add optional 500 sheet feeder)	
Paper weights: cassette / bypass	64 to 256 gsm / 64 to 256 gsm	
Automatic doc feeder (ADF)	n/a	50 sheets
Output	150 sheets	150 sheets
Page sizes (min – max)	3.5" x 5", 4" x 6", 5" x 7", 8" x 10", 8.5" x 11", 8.5" x 14", A4, A6, half letter, executive (3" x 5" – 8.5" x 47")	
Paper and envelope types ³	Plain paper, Epson Bright White Paper, Epson Presentation Paper Matte, Epson Premium Presentation Paper Matte, Epson Premium Presentation Paper Matte Double-sided, Epson Photo Glossy, Epson Premium Photo Paper Glossy, Epson Ultra Premium Photo Paper Glossy, Epson Premium Photo Paper Semi-gloss. Envelope No. 10.	
Connectivity printer interfaces ⁴	Hi-Speed USB, Wireless LAN, WiFi-Direct, Wired Ethernet (10/100/1000 Base-T)	
Network Protocols / Print Protocols	TCP / IP v4 / v6 / IPP, LPD, Port 9100, WSD	
Network Management Protocols / WLAN Security	SNMP, HTTP, DHCP, BOOTP, APIPA, DDNS, mDNS, SNTP, Ping, SLP, WSD, LLTD / WEP 64 bit, 128 bit, WPA PSK (AES)	
Mobile and remote printing ⁵	Apple® AirPrint®, Google Cloud Print™, Fire™ OS, Epson Email Print, Epson iPrint Mobile App™, Epson Remote Print	
Operating systems	Windows® 10 (32, 64-bit), Windows 8 (32, 64-bit), Windows 7 (32, 64-bit), Windows Vista® (32, 64-bit), Windows XP SP3 (32-bit), Windows XP Professional x64 Edition, Windows Server® 2012R2 ⁶ , Windows Server 2012 ⁶ , Windows Server 2008 R2 ⁶ , Windows Server 2008 ⁶ , Windows Server 2003R2 ⁶ , Windows Server 2003 ⁶ . Mac® OS X®, Server 1110.5.8–10.13.x ⁷	
Solutions and security	Solutions: Open Platform supports 3rd party applications such as PaperCut®, and includes Epson Document Capture Pro software Security: PIN release, user control access, SSL/TLS, IPsec	
Display	2.4" colour LCD	4.3" colour LCD
Energy rated voltage / frequency / current	AC 100-240V (universal automatic) / 50-60 Hz / 0.9 - 0.5 A	
Power off / sleep / standby / printing : TEC value	0.2 / 1.1 / 7.0 / 23 watts : TEC 0.2 kWh	0.2 / 1.4 / 10 / 23 watts : TEC 0.2 kWh
Temperature / humidity / safety approvals	Operating: 50 - 95 °F (10 - 35 °C) Storage: -4 - 104 °F (-20 - 40 °C) / Operating: 20–80% Storage: 5–85% (no condensation:) Safety standards UL60950, CSA C22.2 No. 60950 EMI FCC Part 15 subpart B class B, CAN/CSA-CEI/IEC CISPR 22 class B	
Sound level	Power: 6.9 dB(A) Pressure: 55 dB(A)	
Country of origin : Telecom regulations	Indonesia: n/a	Indonesia: FCC Part 68 (U.S.A.), IC/CS03 (Canada)
Weight and dims: W x D x H / weight	425 x 535 x 357 mm / 14.9 kg	425 x 535 x 357 mm / 18.3 kg
Warranty	1 year warranty return-to-base	1 year warranty return-to-base
What's in the box	Epson WorkForce Pro WF-M5299 printer, power cord, one initial starter ink pack: Black	Epson WorkForce Pro WF-M5799 printer, power cord, one initial starter ink pack: Black
Consumables: DURABrite Ultra pigment ink – device is designed for use with Epson ink only, not 3rd-party ink ⁸	C13T957192 XL Black (Yield, ISO pages 10,000), C13T958192 XXL Black (Yield, ISO pages 40,000)	
Copying ISO copy speed	n/a	22 cpm (mono)
Copy quantity / max copy size	n/a	1 – 999 / 8.5" x 14"
Copy features	n/a	Auto 2-sided, preview, resize, ID copy, collate, adjustable copy density, remove punched holes, remove shadows
Scanning Scanner type / size	n/a	Colour flatbed, auto 2-sided ADF, 8.5 x 14"
Speed	n/a	24 ipm simplex, 8 ipm duplex
Optical / hardware / max resolution	n/a	1200 / 1200 x 2400 / 9600 dpi (interpolated)
Scanner bit depth	n/a	48-bit colour input / 24-bit colour output
Scanner features	n/a	Scan to PC via Document Capture Pro, Cloud ⁹ (inc email), network folder, memory device, password protect PDFs
Faxing modem	n/a	33.6 Kbps, as fast as 3 sec per page
Memory / speed dials / PC fax	n/a	up to 550 pages / max 200 / PC Fax

¹ ISO mono, colour print speeds are measured in accordance with ISO/IEC 24711/24712/24734/29183. Actual print times may vary on factors including system configuration, software, and page complexity.

² Monthly duty cycle up to 45,000 is the highest volume a user could expect in one month, it is not recommended that the device be run consistently at these volumes. For best device performance, run the device at the recommended duty cycle.

³ Not all media types are supported for PCL printing.

⁴ Wi-Fi CERTIFIED™; level of performance subject to the range of the router being used. Wi-Fi Direct may require printer software.

⁵ Most features require an internet connection to the printer, as well as an internet-and/or email-enabled device.



Epson WorkForce Pro WF-C5290	Epson WorkForce Pro WF-C5790	WorkForce Pro WF-C529R	WorkForce Pro WF-C579R
Single-function colour	Multi-function colour	Single-function colour	Multi-function colour
PrecisionCore™ / 4800 x 1200 dpi	PrecisionCore™ / 4800 x 1200 dpi	PrecisionCore™ / 4800 x 1200 dpi	PrecisionCore™ / 4800 x 1200 dpi
up to 34 ppm / 24 ppm / 15 ppm duplex	up to 34 ppm / 24 ppm / 15 ppm duplex	up to 34 ppm / 24 ppm / 15 ppm duplex	up to 34 ppm / 24 ppm / 15 ppm duplex
0 seconds / 4.8 : 5.3 seconds	0 seconds / 5.0 : 6.0 seconds	0 seconds / 4.8 : 5.3 seconds	0 seconds / 4.8 : 5.3 seconds
PCL5, PCL6, Postscript 3, Epson ESC/P®-R		PCL5, PCL6, Postscript 3, Epson ESC/P®-R	
45,000 / 2,500 pages	45,000 / 2,500 pages	50,000/4,500 pages	50,000/4,500 pages
Std 330 sheets (250 sheets and 80 sheets rear feed or 10 envelopes). Max 830 sheets (add optional 500 sheet feeder)		Std 330 sheets (250 sheets and 80 sheets rear feed or 10 envelopes). Max 1,330 sheets (add up to two optional 500 sheet feeders)	
64 to 160 gsm / 64 to 256 gsm		64 to 256 gsm / 64 to 300 gsm	
n/a	50 sheets	n/a	50 sheets
150 sheets	150 sheets	150 sheets	150 sheets
3.5" x 5", 4" x 6", 5" x 7", 8" x 10", 8.5" x 11", 8.5" x 14", A4, A6, half letter, executive (3" x 5" – 8.5" x 47")			
Plain paper, Epson Bright White Paper, Epson Presentation Paper Matte, Epson Premium Presentation Paper Matte, Epson Premium Presentation Paper Matte Double-sided, Epson Photo Glossy, Epson Premium Photo Paper Glossy, Epson Ultra Premium Photo Paper Glossy, Epson Premium Photo Paper Semi-gloss. Envelope No. 10.			
Hi-Speed USB, Wireless LAN ⁶ , WiFi-Direct ⁶ , Wired Ethernet (10/100/1000 Base-T)			
TCP / IP v4 / v6 / IPP, LPD, Port 9100, WSD			
SNMP, HTTP, DHCP, BOOTP, APIPA, DDNS, mDNS, SNMP, Ping, SLP, WSD, LLTD / WEP 64 bit, 128 bit, WPA PSK (AES)			
Apple® AirPrint®, Google Cloud Print™, Fire™ OS, Epson Email Print, Epson iPrint Mobile App™, Epson Remote Print			
Windows® 10 (32, 64-bit), Windows 8 (32, 64-bit), Windows 7 (32, 64-bit), Windows Vista® (32, 64-bit), Windows XP SP3 (32-bit), Windows XP Professional x64 Edition, Windows Server® 2012R2 ⁷ , Windows Server 2012 ⁶ , Windows Server 2008 R2 ⁸ , Windows Server 2008 ⁶ , Windows Server 2003R2 ⁶ , Windows Server 2003 ⁶ . Mac® OS X®, Server 1110.5.8–10.13.x ⁷			
Solutions: Open Platform supports 3rd party applications such as PaperCut®, and includes Epson Document Capture Pro software Security: PIN release, user control access, SSL/TLS, IPsec			
2.4" colour LCD	4.3" colour LCD	2.4" colour LCD	4.3" colour LCD
AC 100-240V (universal automatic) / 50-60 Hz / 0.9 - 0.5 A		AC 100-240V (universal automatic) / 50-60 Hz / 0.9 - 0.5 A	
0.2 / 1.2 / 7 / 21 watts: TEC 0.2 kWh	0.2 / 1.4 / 10 / 23 watts: TEC 0.2 kWh	0.2 / 1.2 / 7 / 21 watts: TEC 0.2 kWh	0.2 / 1.3 / 14 / 29 watts: TEC 0.2 kWh
Operating: 50 - 95 °F (10 - 35 °C) Storage: -4 - 104 °F (-20 - 40 °C) / Operating: 20–80% Storage: 5–85% (no condensation): Safety standards UL60950, CSA C22.2 No. 60950 EMI FCC Part 15 subpart B class B, CAN/CSA-CEI/IEC CISPR 22 class B			
Power: 6.6 dB(A) Pressure: 54 dB(A)	Power: 6.6 dB(A) Pressure: 55 dB(A)	Power: 6.6 dB(A) Pressure: 54 dB(A)	Power: 6.7 dB(A) Pressure: 53 dB(A)
Indonesia: n/a	Indonesia: FCC Part 68 (U.S.A.), IC/CS03 (Canada)	Indonesia: n/a	Indonesia: FCC Part 68 (U.S.A.), IC/CS03 (Canada)
425 x 535 x 357 mm / 15.3 kg	425 x 535 x 357 mm / 18.4 kg	425 x 579 x 505 mm / 19.2 kg	425 x 579 x 505 mm / 22.9 kg
1 year warranty return-to-base	1 year warranty return-to-base	1 year warranty on-site	1 year warranty on-site
Epson WF-C5290 printer, power cord, four T902 initial starter ink pack: Black, Cyan, Magenta, Yellow	Epson WF-C5790 printer, power cord, four T902 initial starter ink pack: Black, Cyan, Magenta, Yellow	Epson WF-C529R printer, power cord, four initial starter ink pack: Black, Cyan, Magenta, Yellow	Epson WF-C579R printer, power cord, four initial starter ink pack: Black, Cyan, Magenta, Yellow
T902 Black (K), Cyan (C), Magenta (M), Yellow (Y) (Black: 3,000, Colour: 3,000 pages). T902XL (Black: 5,000, Colour: 5,000 pages). T902XXL Black: 10,000 pages		T01C Black, Cyan, Magenta, Yellow (Black: 10,000, Colour: 5,000). T01D Black, Cyan, Magenta, Yellow (Yield, ISO pages – Black: 50,000, Colour: 20,000)	
n/a	22 cpm (mono)	n/a	22 cpm (mono)
n/a	1 – 999 / 8.5" x 14"	n/a	1 – 999 / 8.5" x 14"
n/a	Auto 2-sided, preview, resize, ID copy, collate, adjustable copy density, remove punched holes, remove shadows	n/a	Auto 2-sided, preview, resize, ID copy, collate, adjustable copy density, remove punched holes, remove shadows
n/a	Colour flatbed, auto 2-sided ADF, 8.5 x 14"	n/a	Colour flatbed, auto 2-sided ADF, 8.5 x 14"
n/a	24 ipm simplex, 8 ipm duplex	n/a	30 ipm simplex, 60 ipm duplex
n/a	1200 / 1200 x 2400 / 9600 dpi (interpolated)	n/a	1200 / 1200 x 2400 / 9600 dpi (interpolated)
n/a	48-bit colour input/24-bit colour output	n/a	48-bit colour input/24-bit colour output
n/a	Scan to PC via Document Capture Pro, Cloud ⁹ (inc email), network folder, memory device, password protect PDFs	n/a	Scan to PC via Document Capture Pro, Cloud ⁹ (inc email), network folder, memory device, password protect PDFs
n/a	33.6 Kbps, as fast as 3 sec per page	n/a	33.6 Kbps, as fast as 3 sec per page
n/a	up to 550 pages / max 200 / PC Fax	n/a	up to 550 pages / max 200 / PC fax

6 Only printing is supported under Windows Server OS.

7 Some applications and/or functions may not be supported under Mac OS X.

8 Replacement ink yields are estimated on ISO/IEC 24711 test in Default Mode printed continuously. Ink yields may vary for reasons including images printed, print settings, temperature and humidity. Yields may be lower.

9 Scan to cloud requires an internet connection, a free Epson Connect account and a destination email address or cloud storage account.

EPSON

EXCEED YOUR VISION

* Epson WorkForce Pro max power consumption of 25 watts is 87% less than the average of 33 A4 counterpart 21-44 ppm models available in the Australian market as at 1 February 2021 based on manufacturers' own specifications

† Ink yields for WF-C529R and WF-C579R models

‡ Dualscan speed of 60 images per minute for WF-C579R model

EPSON AUSTRALIA

Level 1 3 Talavera Road
North Ryde NSW 2113
Tel: (02) 8899 3666
www.epson.com.au
ABN 91 002 625 783

EPSON NEW ZEALAND

Level 1 7/9 Fanshawe Street
Auckland 1010
Tel: (09) 366 6855
www.epson.co.nz

Trademarks and registered trademarks are the property of Seiko Epson Corporation or their respective owners.

V2. September 2021