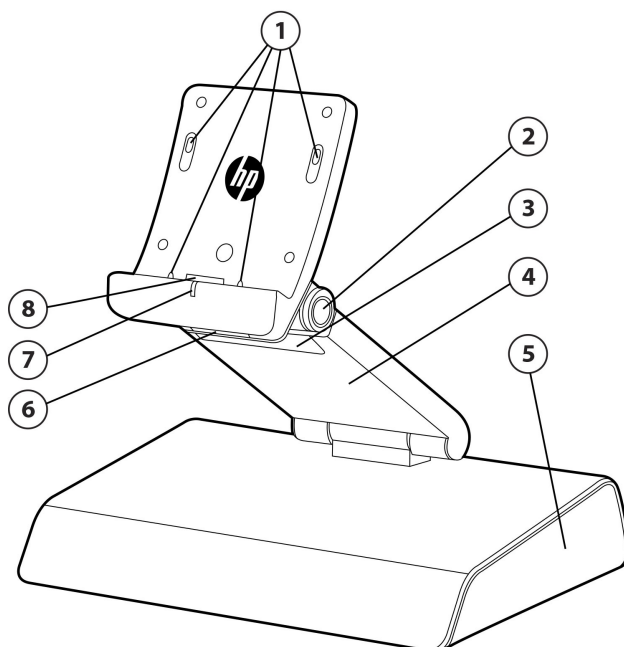


Overview

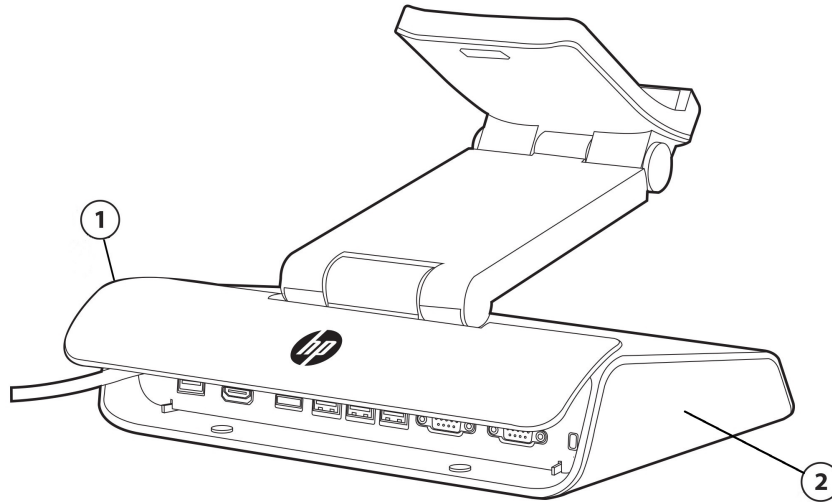
Front



- | | |
|----------------------------------|----------------------|
| 1. Docking hooks and guide posts | 5. Side access panel |
| 2. Key Lock | 6. Eject Switch |
| 3. Arm release lever | 7. Charging LED |
| 4. Dual-hinge arm | 8. Docking Connector |

Back, Arm Extended

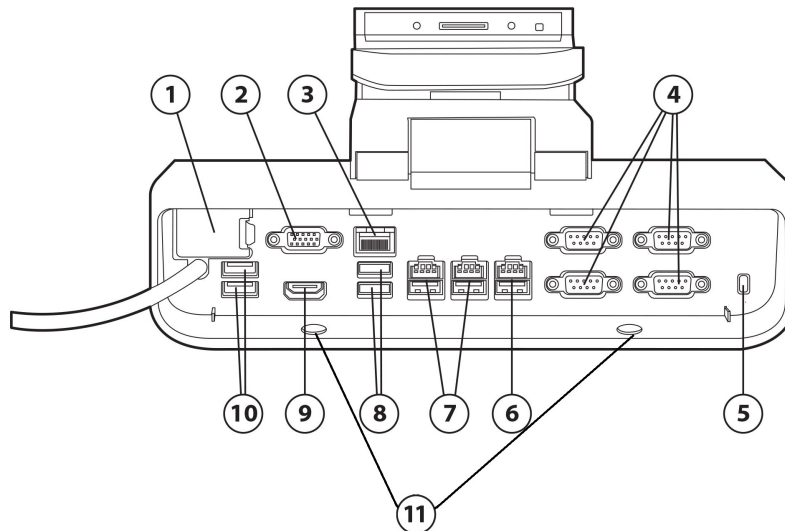
Overview



1. Input / Output cover

2. Side access panel

Back



1. AC access door

2. VGA

3. RJ-45 (Ethernet)

4. Serial Ports (4) (power configurable)

5. Security lock slot

6. 24V powered USB

7. 12V Powered USB (2)

8. USB 2.0 (2)

9. HDMI

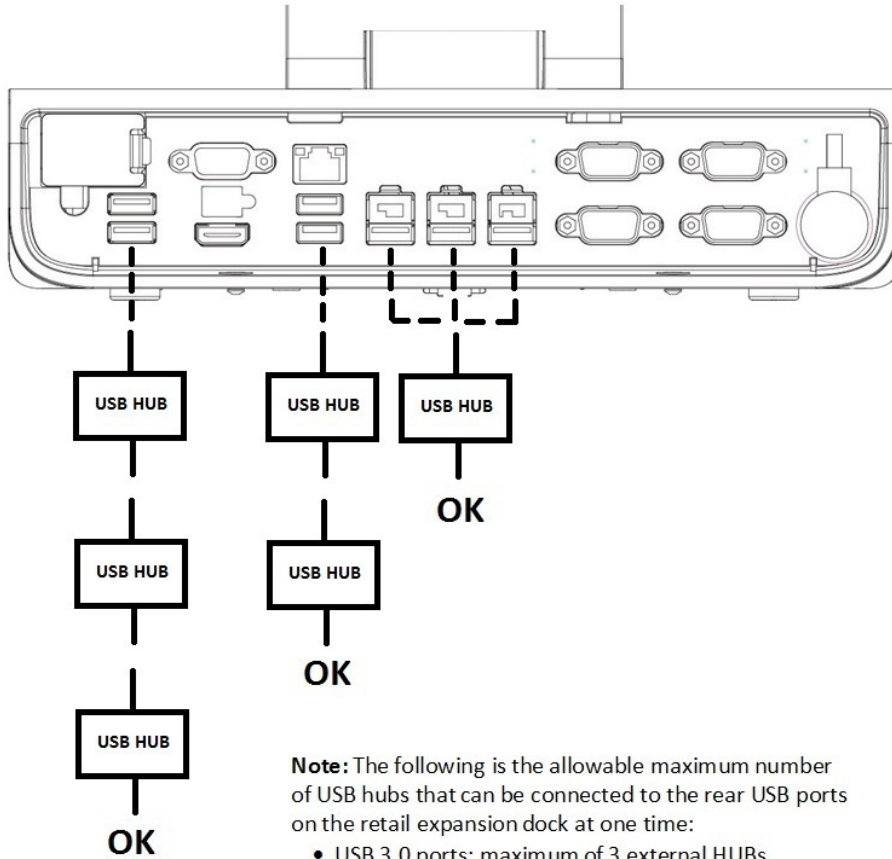
10. USB 3.0 (2)

11. Counter top mounting holes

Overview

USB Hubs

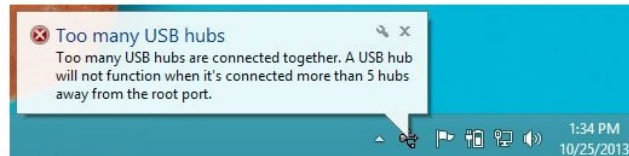
The USB specification allows for up to five USB hubs to be connected. Since the retail expansion dock has several internal hubs, the diagram below depicts the maximum number of external hubs allowed for each USB port.



Note: The following is the allowable maximum number of USB hubs that can be connected to the rear USB ports on the retail expansion dock at one time:

- USB 3.0 ports: maximum of 3 external HUBs
- USB 2.0 ports: maximum of 2 external HUBs
- 12V powered USB and 24V powered USB ports: maximum of 1 external HUB

Exceeding the maximum number of allowed hubs will result in an error message in Windows and will be non-operational:



Overview

Model

HP Retail Expansion Dock for ElitePad

Part Number: F3K89AA

Introduction

From mobile to stationary and back again – it's a snap. Slip the HP ElitePad Mobile POS Solution into the HP Retail Expansion Dock for a fully integrated solution.

Key Features and Benefits

- Dock your mobile device and plug into your complete range of POS peripherals for a comprehensive sales transaction. Access cash, print receipts and more.
- Easily raise, lower, and tilt the screen for optimal viewing comfort thanks to a double hinge design. And a secondary display via the HDMI and VGA ports.
- Feel free to roam. Your mobile POS unit can be key-locked into the HP Retail Expansion Dock, which can be secured to the counter or cash drawer.

Standard Features

Two docking posts	Align and secure the HP ElitePad Mobile POS Solution for proper connection to the HP Retail Expansion Dock
Docking connector	Connects the HP ElitePad Mobile POS Solution to the HP Retail Expansion Dock
Charging LED	Indicates charging of ElitePad when HP ElitePad Mobile POS Solution is properly connected, and also is used as a visual alignment indicator for fast and easy docking
Eject switch	Ejects HP ElitePad Mobile POS Solution from HP Retail Expansion Dock
USB ports	6 USB ports (one 24V for printer, 2 12V for complex character VFD and optional PIN pad, four 5V for scanner, keyboard, mouse, cash drawer, etc.)
Serial Ports	4 Serial ports for legacy peripherals (DB9, powered, jumper selectable - 5V/12V)
Video	1 HDMI connector and 1 VGA connector
Network	1 RJ-45 (Ethernet)
Security	Three security options: lock the HP ElitePad Mobile POS Solution to the HP Retail Expansion Dock with a key, secure the HP Retail Expansion Dock with a cable lock, or secure the HP Retail Expansion Dock to a counter or cash drawer with a bolt.
Power	Internal HP 150W AC Adapter and power cord
Dual hinge	Ability to adjust tilt and height of HP ElitePad Mobile OS Solution while docked
Option Kit Contents	HP Retail Expansion Dock for ElitePad, 150W AC Adapter, Power Cord, Input / Output cover, two keys, documentation

Compatibility

Compatible with HP ElitePad Mobile POS Solution

Service and Support

One-year limited warranty. Additional support is available 24 hours a day, seven days a week by phone as well as online support forums. Note: Certain restrictions and exclusions apply. Consult the HP Customer Support Center for details.

Technical Specifications

Dimensions (H x W x D)	Fully extended with cable cover, without Retail Jacket	13.28 x 10.43 x 8.27 in (337.22 x 265 x 224.2mm)
	Fully collapsed with cable cover, without Retail Jacket	4.95 x 10.43 x 10.51 in (125.82 x 265 x 267.03mm)
Weight	6.54 lb (2965 g). Includes embedded 150W power supply and AC power cord	
Power Supply (input)	Rated Voltage	100 to 240 V
	Rated Current	2.7A rms
	Line Frequency	50 - 60 Hz
Temperature	Operating	50° to 95° F (10° to 35° C)
	Non-operating	14° to 140° F (-10° to 60° C)
Relative Humidity	Operating/Non-condensing	10% to 90% relative humidity
	Non-operating	5% to 90% relative humidity, 101.6° F (38.7° C) maximum wet bulb temperature
Maximum Altitude	Operating	0 to 10,000 ft (0 to 3,048 m)
	Non-operating	0 to 30,000 ft (0 to 9,144 m)
Shock	Operating	40 G, 2-3 ms, half-sine
	Non-operating	165cm/sec, 2-3mm, half-sine
Vibration	Operating	0.21 G 5 to 500 Hz, random
	Non-operating	2.09G, 5 to 500Hz, random
	Non-operating	0.5G, zero to peak, 5 to 500Hz, 0.5 oct/min sweep rate, sine

© 2013 Hewlett-Packard Development Company, L.P.

The information contained herein is subject to change without notice and is provided "as is" without warranty of any kind. The warranties for HP products and services are set forth in the express limited warranty statements accompanying such products and services. Nothing herein should be construed as constituting an additional warranty. HP shall not be liable for technical or editorial errors or omissions contained herein.